

Bericht der Landeskommission

Der Bericht der Landeskommission Hessen ist in erster Linie eine Zusammenstellung statistischer Turniersportdaten.

Kurze Zusammenfassungen und Auswertungen sollen das vorgelegte Zahlenmaterial abrunden und den Blick auf einige Besonderheiten in der Entwicklung des Turniersports lenken.

Pferderegistrierung Neueintragungen bundesweit

| | 2013 | 2014 | 2015 | 2016 | 2017 |
|------------------|-------------------------------|-------------------------------|--------------------------------|--------------------------------|--------------------------------|
| Liste I | 22.756 | 22.032 | 20.439 | 19.483 | 17.244 |
| Liste II | 338 | 334 | 297 | 332 | 315 |
| Liste III | 4.529 | 4.331 | 4.063 | 4.191 | 4.199 |
| Gesamt | 27.623 +7,7% | 26.697 -3,4% | 24.799 -7,11% | 24.006 -3,20% | 21.758 -9,37% |

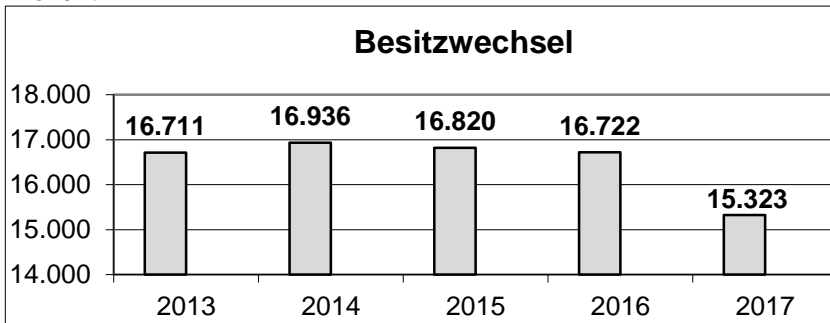
21.758 Pferde wurden im Berichtsjahr neu in die Turnierlisten eingetragen. Dieses entspricht einer Abnahme von 9,4 Prozent. In der Liste I gab es eine Abnahme von 11,5 Prozent; in der Liste II eine Abnahme von 5,12 Prozent; 0,19 Prozent betrug der Zuwachs im Bereich der Liste III. Bedenkt man, dass im Jahre 2013 noch insgesamt 27.623 Pferde eingetragen wurden, so ist das ein Rückgang von 21,2 Prozent in den letzten 4 Jahren.

Blickt man 16 Jahre zurück, also auf das Jahr 2001 als noch 29.543 Pferde eingetragen wurden, so beträgt der Rückgang über diesen Zeitraum 26,4 Prozent.

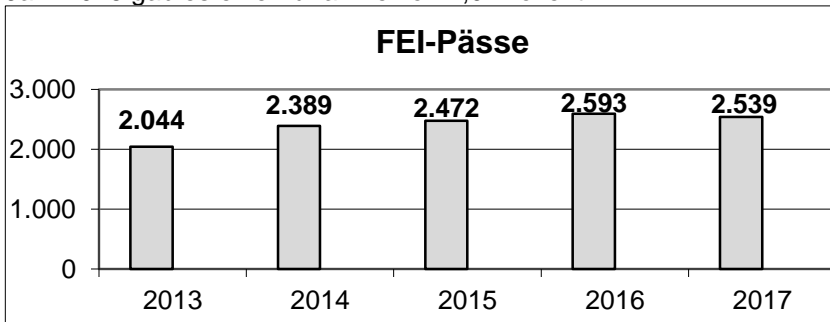
**Nachstehend eine Aufgliederung der Eintragungen in
die Listen I und II nach Zuchtgebieten:**

| Zuchtgebiet | Liste I | | Liste II | | Gesamt | |
|------------------------------------|--------------|--------------|------------|------------|--------------|--------------|
| | 2016 | 2017 | 2016 | 2017 | 2016 | 2017 |
| Vollblut | 7 | 39 | 0 | 0 | 7 | 39 |
| Traber | 43 | 7 | 0 | 0 | 43 | 7 |
| Araber | 39 | 42 | 6 | 6 | 45 | 48 |
| Trakehner | 498 | 457 | 12 | 4 | 510 | 461 |
| Zuchtverband für Deutsche Pferde | 264 | 255 | 56 | 61 | 320 | 316 |
| Friesen | 2 | 1 | 0 | 0 | 2 | 1 |
| Deutsche Quarter Horse Association | 11 | 16 | 1 | 0 | 12 | 16 |
| SAA-A Shagya Araber | 16 | 14 | 1 | 0 | 17 | 14 |
| Paint | 1 | 0 | 0 | 1 | 1 | 1 |
| Equus International | 0 | 0 | 1 | 2 | 1 | 2 |
| ECHA/ESV | 0 | 0 | 24 | 13 | 24 | 13 |
| Oldenburg intern. | 978 | 983 | 8 | 6 | 986 | 989 |
| Weser-Ems | 315 | 311 | 4 | 3 | 319 | 314 |
| Holstein | 2585 | 2085 | 23 | 20 | 2608 | 2105 |
| Mecklenburg | 403 | 347 | 5 | 7 | 408 | 354 |
| Ostfr.Alt. Old.Pferd | 14 | 13 | 0 | 0 | 14 | 13 |
| Hannover | 4721 | 4127 | 30 | 24 | 4751 | 4151 |
| Oldenburg | 2170 | 1798 | 13 | 6 | 2183 | 1804 |
| Nieders. Kaltblut | 3 | 2 | 0 | 0 | 3 | 2 |
| Brandenburg-Anhalt | 1067 | 976 | 44 | 39 | 1111 | 1015 |
| Westfalen | 2785 | 2618 | 42 | 64 | 2827 | 2682 |
| Rheinland | 904 | 690 | 5 | 16 | 909 | 706 |
| Zweibrücken | 288 | 240 | 20 | 9 | 308 | 249 |
| Hessen | 104 | 96 | 2 | 4 | 106 | 100 |
| Sachsen/Thüringen | 740 | 616 | 15 | 6 | 755 | 622 |
| Pinto Zuchtverband | 5 | 1 | 2 | 3 | 7 | 4 |
| Bad.-Württemberg | 675 | 775 | 11 | 11 | 686 | 786 |
| Bayern | 845 | 734 | 7 | 6 | 852 | 740 |
| ZV f. Senner Pferde | 0 | 1 | 0 | 3 | 0 | 4 |
| Gesamt | 19483 | 17244 | 332 | 314 | 19815 | 17558 |

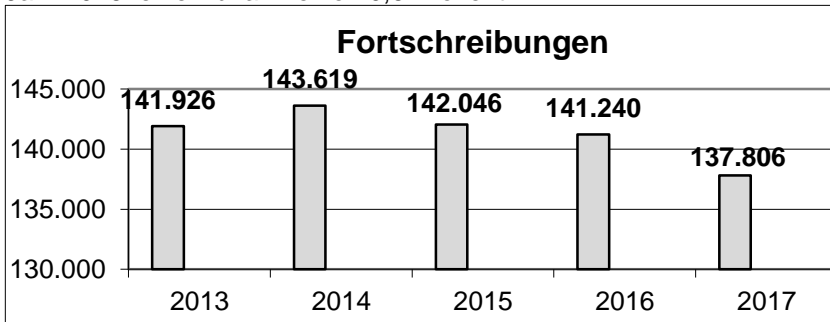
Bei den Besitzwechseln gab es eine Abnahme in Höhe von 8,4 Prozent; im Jahr 2016 verzeichneten wir eine Abnahme von 0,6 Prozent.



Im Berichtsjahr wurden 2,1 Prozent weniger FEI-Pässe ausgestellt; im Jahr 2016 gab es eine Zunahme von 4,9 Prozent.

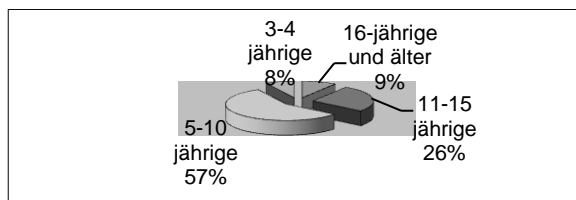


Bei den Fortschreibungen gab es eine Abnahme von 2,4 Prozent, im Jahr 2016 eine Abnahme von 0,6 Prozent.



Anzahl der Pferde/Ponys, die fortgeschrieben waren, aufgeteilt nach Alter

| Geburtsjahr | Anzahl Pferde | Anzahl Pony | Anzahl Gesamt | Anteil % |
|-----------------------------|----------------|-----------------|----------------|----------------|
| 1997 u. älter | 1.761 | 888 | 2.649 | 1,92% |
| 1998 | 1.053 | 314 | 1.367 | 0,99% |
| 1999 | 1.548 | 392 | 1.940 | 1,41% |
| 2000 | 2.278 | 497 | 2.775 | 2,01% |
| 2001 | 3.255 | 613 | 3.868 | 2,81% |
| 2002 | 4.354 | 664 | 5.018 | 3,64% |
| 2003 | 5.388 | 785 | 6.173 | 4,48% |
| 2004 | 6.381 | 813 | 7.194 | 5,22% |
| 2005 | 7.504 | 970 | 8.474 | 6,15% |
| 2006 | 8.591 | 1.052 | 9.643 | 7,00% |
| 2007 | 9.959 | 1.082 | 11.041 | 8,01% |
| 2008 | 11.893 | 1.200 | 13.093 | 9,50% |
| 2009 | 12.992 | 1.199 | 14.191 | 10,30% |
| 2010 | 12.682 | 989 | 13.671 | 9,92% |
| 2011 | 12.477 | 959 | 13.436 | 9,75% |
| 2012 | 11.827 | 893 | 12.720 | 9,23% |
| 2013 | 7.721 | 707 | 8.428 | 6,12% |
| 2014 | 1.767 | 358 | 2.125 | 1,54% |
| | 123.431 | 14.375 | 137.806 | 100,00% |
| | | | | |
| | Anzahl | Anteil % | | |
| 16-jährige und älter | 12.599 | 9,14% | | |
| 11-15 jährige | 36.502 | 26,49% | | |
| 5-10 jährige | 78.152 | 56,71% | | |
| 3-4 jährige | 10.553 | 7,66% | | |
| Gesamt | 137.806 | 100,00% | | |



FN-Jahresturnierlizenzen bundesweit (allgemeine Entwicklung)

| Jahr | FN-Jahresturnier- lizenz für deutsche | FN-Jahresturnierlizenz | Gesamtanzahl Reiter/Fahrer | Veränderung in % zum Vorjahr | FN-Jahres- turnierlizenz | Anteil |
|------|--|-------------------------------------|-------------------------------|------------------------------------|-----------------------------|------------------|
| | Reiter & Fahrer | für ausländische Reiter & Fahrer | | | NeOn-Pur | in % Neon-Pur |
| 1997 | 89.860 | 1.227 | 91.087 | 2,62% | | |
| 1998 | 91.564 | 1.268 | 92.832 | 1,92% | | |
| 1999 | 91.992 | 1.272 | 93.264 | 0,47% | | |
| 2000 | 93.620 | 1.234 | 94.854 | 1,70% | | |
| 2001 | 88.948 | 1.223 | 90.171 | -4,94% | | |
| 2002 | 90.689 | 1.342 | 92.031 | 2,06% | | |
| 2003 | 89.713 | 1.350 | 91.063 | -1,05% | | |
| 2004 | 88.575 | 1.242 | 89.817 | -1,37% | | |
| 2005 | 86.456 | 1.295 | 87.751 | -2,30% | | |
| 2006 | 83.314 | 1.172 | 84.486 | -3,72% | | |
| 2007 | 81.697 | 1.188 | 82.885 | -1,89% | | |
| 2008 | 84.758 | 1.233 | 85.991 | 3,75% | 13.592 | 15,81% |
| 2009 | 83.380 | 1.274 | 84.654 | -1,55% | 23.265 | 27,48% |
| 2010 | 82.671 | 1.305 | 83.976 | -0,80% | 32.852 | 39,12% |
| 2011 | 81.471 | 1.308 | 82.779 | -1,43% | 42.628 | 51,50% |
| 2012 | 80.425 | 1.346 | 81.771 | -1,22% | 54.535 | 66,69% |
| 2013 | 80.688 | 1.336 | 82.024 | 0,31% | ab 2013 papierlos | |
| 2014 | 81.754 | 1.464 | 83.218 | 1,46% | | |
| 2015 | 81.445 | 1.506 | 82.951 | -0,32% | | |
| 2016 | 81.335 | 1.542 | 82.877 | -0,09% | | |
| 2017 | 81.440 | 1.543 | 82.983 | 0,13% | | |

| Jahr | FN-Jahresturnierlizenzen für deutsche | | FN-Jahresturnierlizenzen für | |
|------|---------------------------------------|----------|------------------------------|----------|
| | Reiter & Fahrer | | ausländische Reiter & Fahrer | |
| | weiblich | männlich | weiblich | männlich |
| 1997 | 68.213 | 25.129 | 729 | 498 |
| 1998 | 70.336 | 24.779 | 781 | 485 |
| 1999 | 72.298 | 24.421 | 774 | 498 |
| 2000 | 70.495 | 23.125 | 716 | 518 |
| 2001 | 67.427 | 21.521 | 707 | 516 |
| 2002 | 69.402 | 21.287 | 796 | 546 |
| 2003 | 69.506 | 20.207 | 806 | 544 |
| 2004 | 69.261 | 19.314 | 726 | 516 |
| 2005 | 68.142 | 18.314 | 773 | 522 |
| 2006 | 65.921 | 17.393 | 693 | 479 |
| 2007 | 65.140 | 16.557 | 735 | 453 |
| 2008 | 68.606 | 16.152 | 757 | 476 |
| 2009 | 67.977 | 15.403 | 782 | 492 |
| 2010 | 67.776 | 14.895 | 807 | 498 |
| 2011 | 67.232 | 14.239 | 824 | 484 |
| 2012 | 66.784 | 13.641 | 838 | 508 |
| 2013 | 67.855 | 12.833 | 820 | 516 |
| 2014 | 69.272 | 12.482 | 893 | 571 |
| 2015 | 69.523 | 11.922 | 936 | 570 |
| 2016 | 69.784 | 11.551 | 966 | 576 |
| 2017 | 70.242 | 11.198 | 975 | 568 |

Schnupperlizenzen

| <i>Landeskommission</i> | <i>Deutsch</i> | | <i>Ausländer</i> | | |
|--|-----------------|-----------------|------------------|-----------------|--------------|
| | <i>weiblich</i> | <i>männlich</i> | <i>weiblich</i> | <i>männlich</i> | |
| Baden-Württemberg | 677 | 45 | 3 | 1 | |
| Bayern | 860 | 50 | 5 | 1 | |
| Berlin-Brandenburg | 236 | 15 | 1 | 0 | |
| Bremen | 33 | 1 | 0 | 0 | |
| Hamburg | 67 | 9 | 0 | 0 | |
| Hannover | 1.118 | 76 | 2 | 0 | |
| Hessen | 645 | 34 | 3 | 0 | |
| Mecklenburg-Vorp. | 86 | 3 | 0 | 0 | |
| Rheinland | 1.146 | 78 | 4 | 0 | |
| Rheinland-Pfalz | 294 | 22 | 2 | 0 | |
| Saarland | 107 | 7 | 23 | 2 | |
| Sachsen | 119 | 13 | 3 | 0 | |
| Sachsen-Anhalt | 152 | 16 | 0 | 0 | |
| Schleswig-Holstein | 354 | 34 | 1 | 1 | |
| Thüringen | 65 | 4 | 0 | 0 | |
| Weser-Ems | 541 | 39 | 0 | 0 | |
| Westfalen | 1.020 | 64 | 4 | 1 | |
| Gesamt 2017 | 7.520 | 510 | 51 | 6 | 8.087 |
| | | | | | |
| Gesamt 2016 | 7077 | 434 | 20 | 4 | 7535 |
| Veränderung 16/17 | 6,26% | 17,51% | 155,00% | 50,00% | 7,33% |
| | | | | | |
| Anzahl Hochstufungen von Schnupperlizenz in Jahresturnierlizenz im Laufe des Jahres: 1.204 | | | | | |

Leistungsklassen - aufgliedert nach Landeskommissionen

| | D1 | D2 | D3 | D4 | D5 | D6 | ges. | S1 | S2 | S3 | S4 | S5 | S6 | ges. | V1 | V2 | V3 | V4 | V5 | V6 | ges. | F1 | F2 | F3 | F4 | F5 | F6 | ges. |
|-------------------------|------------|--------------|--------------|---------------|---------------|---------------|---------------|------------|--------------|--------------|--------------|---------------|---------------|---------------|-----------|-----------|------------|------------|---------------|---------------|---------------|------------|------------|------------|----------|--------------|--------------|--------------|
| Landeskommission | | | | | | | | | | | | | | | | | | | | | | | | | | | | |
| Baden-Württemberg | 10 | 164 | 424 | 1.263 | 3.400 | 3.864 | 9.125 | 20 | 207 | 744 | 1.307 | 2.983 | 3.831 | 9.092 | 3 | 1 | 19 | 129 | 2.143 | 6.797 | 9.092 | 22 | 31 | 21 | 0 | 149 | 173 | 396 |
| Bayern | 22 | 222 | 530 | 1.303 | 3.239 | 3.715 | 9.031 | 21 | 168 | 491 | 928 | 2.914 | 4.431 | 8.953 | 1 | 3 | 16 | 146 | 1.706 | 7.081 | 8.953 | 6 | 34 | 23 | 1 | 97 | 118 | 279 |
| Berlin-Brandenburg | 1 | 37 | 118 | 348 | 1.011 | 1.338 | 2.853 | 2 | 40 | 152 | 290 | 823 | 1.505 | 2.812 | 0 | 0 | 2 | 30 | 528 | 2.252 | 2.812 | 5 | 12 | 3 | 0 | 63 | 96 | 179 |
| Bremen | 2 | 19 | 32 | 64 | 129 | 167 | 413 | 0 | 15 | 30 | 39 | 114 | 213 | 411 | 0 | 0 | 0 | 0 | 84 | 327 | 411 | 0 | 0 | 0 | 0 | 11 | 6 | 17 |
| Hamburg | 3 | 34 | 86 | 143 | 305 | 284 | 855 | 2 | 21 | 62 | 60 | 291 | 412 | 848 | 1 | 0 | 2 | 15 | 190 | 640 | 848 | 2 | 1 | 0 | 0 | 5 | 4 | 12 |
| Hannover | 13 | 137 | 428 | 1.268 | 3.299 | 3.885 | 9.030 | 11 | 142 | 508 | 1.016 | 2.900 | 4.408 | 8.985 | 3 | 6 | 17 | 120 | 1.855 | 6.984 | 8.985 | 9 | 16 | 21 | 0 | 97 | 127 | 270 |
| Hessen | 8 | 113 | 331 | 791 | 2.081 | 2.273 | 5.597 | 5 | 115 | 347 | 614 | 1.775 | 2.713 | 5.569 | 2 | 3 | 5 | 46 | 1.140 | 4.373 | 5.569 | 23 | 23 | 18 | 0 | 79 | 82 | 225 |
| Mecklenburg-Vorp. | 1 | 14 | 25 | 90 | 531 | 697 | 1.358 | 10 | 33 | 136 | 190 | 410 | 571 | 1.350 | 0 | 1 | 4 | 21 | 286 | 1.038 | 1.350 | 6 | 5 | 0 | 0 | 54 | 43 | 108 |
| Rheinland | 20 | 205 | 644 | 1.553 | 3.337 | 3.664 | 9.423 | 18 | 158 | 526 | 895 | 2.967 | 4.782 | 9.346 | 3 | 6 | 18 | 86 | 1.979 | 7.254 | 9.346 | 13 | 12 | 24 | 0 | 68 | 103 | 220 |
| Rheinland-Pfalz | 3 | 50 | 123 | 337 | 997 | 1.300 | 2.810 | 5 | 82 | 172 | 298 | 886 | 1.345 | 2.788 | 0 | 0 | 2 | 18 | 579 | 2.189 | 2.788 | 1 | 10 | 11 | 0 | 25 | 31 | 78 |
| Saarland | 0 | 15 | 46 | 94 | 244 | 304 | 703 | 0 | 15 | 49 | 87 | 230 | 302 | 683 | 0 | 0 | 1 | 12 | 148 | 522 | 683 | 0 | 1 | 1 | 0 | 10 | 5 | 17 |
| Sachsen | 0 | 22 | 58 | 166 | 604 | 911 | 1.761 | 3 | 40 | 104 | 211 | 514 | 872 | 1.744 | 1 | 2 | 32 | 309 | 1.399 | 1.744 | 6 | 14 | 8 | 0 | 31 | 45 | 104 | |
| Sachsen-Anhalt | 0 | 14 | 52 | 131 | 580 | 768 | 1.545 | 1 | 36 | 146 | 185 | 455 | 716 | 1.539 | 0 | 1 | 3 | 15 | 343 | 1.177 | 1.539 | 14 | 14 | 11 | 0 | 58 | 86 | 183 |
| Schleswig-Holstein | 5 | 110 | 336 | 853 | 2.800 | 2.272 | 6.376 | 17 | 160 | 506 | 730 | 2.213 | 2.701 | 6.327 | 5 | 9 | 11 | 96 | 1.280 | 4.926 | 6.327 | 7 | 17 | 12 | 0 | 69 | 67 | 172 |
| Thüringen | 0 | 7 | 31 | 92 | 318 | 534 | 982 | 0 | 15 | 79 | 111 | 252 | 520 | 977 | 0 | 0 | 0 | 15 | 157 | 805 | 977 | 6 | 9 | 1 | 0 | 27 | 28 | 71 |
| Weser-Ems | 18 | 101 | 238 | 720 | 2.150 | 2.436 | 5.663 | 16 | 128 | 441 | 675 | 1.783 | 2.585 | 5.628 | 3 | 3 | 8 | 61 | 1.142 | 4.411 | 5.628 | 8 | 18 | 8 | 0 | 98 | 106 | 238 |
| Westfalen | 18 | 220 | 659 | 1.970 | 5.314 | 5.520 | 13.701 | 36 | 285 | 882 | 1.532 | 4.270 | 6.600 | 13.605 | 4 | 11 | 13 | 112 | 2.621 | 10.844 | 13.605 | 14 | 38 | 42 | 1 | 181 | 244 | 520 |
| Gesamt 2017 | 124 | 1.484 | 4.161 | 11.186 | 30.339 | 33.932 | 81.226 | 167 | 1.660 | 5.375 | 9.168 | 25.760 | 38.507 | 80.657 | 26 | 45 | 123 | 954 | 16.490 | 63.019 | 80.657 | 142 | 255 | 204 | 2 | 1.122 | 1.364 | 3.089 |

Aufteilung nach Alters- und Leistungsklassen

| Leistungsklasse Dressur | | | | | | | | | Vergleich | |
|-------------------------|------------|--------------|--------------|---------------|---------------|---------------|---------------|---------------|--------------|--|
| | D1 | D2 | D3 | D4 | D5 | D6 | 2017 | 2016 | 2017/2016 | |
| Junioren weiblich | 0 | 24 | 234 | 1.182 | 3.260 | 11.122 | 15.822 | 16.024 | -1,26% | |
| Junioren männlich | 0 | 1 | 17 | 52 | 211 | 992 | 1.273 | 1.316 | -3,27% | |
| Junge Reiter weiblich | 1 | 118 | 300 | 945 | 2.837 | 4.880 | 9.081 | 9.268 | -0,20% | |
| Junge Reiter männlich | 0 | 10 | 21 | 40 | 168 | 427 | 666 | 665 | 0,15% | |
| Reiter weiblich | 83 | 1.017 | 3.109 | 8.152 | 18.852 | 14.484 | 45.697 | 44.830 | 1,93% | |
| Reiter männlich | 40 | 314 | 480 | 815 | 5.011 | 2.027 | 8.687 | 8.973 | -3,19% | |
| Gesamt weiblich | 84 | 1.159 | 3.643 | 10.279 | 24.949 | 30.486 | 70.600 | 70.122 | 0,68% | |
| Gesamt männlich | 40 | 325 | 518 | 907 | 5.390 | 3.446 | 10.626 | 10.954 | -2,99% | |
| Gesamt | 124 | 1.484 | 4.161 | 11.186 | 30.339 | 33.932 | 81.226 | 81.076 | 0,19% | |

| Leistungsklasse Springen | | | | | | | | | Vergleich | |
|--------------------------|------------|--------------|--------------|--------------|---------------|---------------|---------------|---------------|--------------|--|
| | S1 | S2 | S3 | S4 | S5 | S6 | 2017 | 2016 | 2017/2016 | |
| Junioren weiblich | 0 | 42 | 344 | 1.019 | 2.739 | 11.655 | 15.799 | 15.998 | -1,24% | |
| Junioren männlich | 0 | 22 | 110 | 190 | 282 | 668 | 1.272 | 1.315 | -3,27% | |
| Junge Reiter weiblich | 1 | 93 | 486 | 1.017 | 2.340 | 5.128 | 9.065 | 9.247 | -1,97% | |
| Junge Reiter männlich | 5 | 56 | 147 | 153 | 147 | 157 | 665 | 663 | 0,30% | |
| Reiter weiblich | 29 | 506 | 2.496 | 4.942 | 17.270 | 19.947 | 45.190 | 44.355 | 1,88% | |
| Reiter männlich | 132 | 941 | 1.792 | 1.847 | 3.002 | 952 | 8.666 | 8.948 | -3,15% | |
| Gesamt weiblich | 30 | 641 | 3.326 | 6.978 | 22.349 | 36.730 | 70.054 | 69.600 | 0,65% | |
| Gesamt männlich | 137 | 1.019 | 2.049 | 2.190 | 3.431 | 1.777 | 10.603 | 10.926 | -2,96% | |
| Gesamt | 167 | 1.660 | 5.375 | 9.168 | 25.780 | 38.507 | 80.657 | 80.526 | 0,16% | |

| Leistungsklasse Vielseitigkeit | | | | | | | | | Vergleich | |
|--------------------------------|-----------|-----------|------------|------------|--------------|--------------|---------------|---------------|--------------|--|
| | V1 | V2 | V3 | V4 | V5 | V6 | 2017 | 2016 | 2017/2016 | |
| Junioren weiblich | 0 | 0 | 6 | 124 | 180 | 15.489 | 15.799 | 15.998 | -1,24% | |
| Junioren männlich | 0 | 0 | 0 | 20 | 20 | 1.232 | 1.272 | 1.315 | -3,27% | |
| Junge Reiter weiblich | 0 | 6 | 12 | 101 | 208 | 8.738 | 9.065 | 9.247 | -1,97% | |
| Junge Reiter männlich | 0 | 1 | 4 | 9 | 37 | 614 | 665 | 663 | 0,30% | |
| Reiter weiblich | 14 | 22 | 58 | 481 | 10.910 | 33.705 | 45.190 | 44.355 | 1,88% | |
| Reiter männlich | 12 | 16 | 43 | 219 | 5.135 | 3.241 | 8.666 | 8.948 | -3,15% | |
| Gesamt weiblich | 14 | 28 | 76 | 706 | 11.298 | 57.932 | 70.054 | 69.600 | 0,65% | |
| Gesamt männlich | 12 | 17 | 47 | 248 | 5.192 | 5.087 | 10.603 | 10.926 | -2,96% | |
| Gesamt | 26 | 45 | 123 | 954 | 16490 | 63019 | 80.657 | 80.526 | 0,16% | |

| Leistungsklasse Fahren | | | | | | | | | Vergleich | |
|------------------------|------------|------------|------------|----------|--------------|--------------|--------------|--------------|---------------|--|
| | F1 | F2 | F3 | F4 | F5 | F6 | 2017 | 2016 | 2017/2016 | |
| Junioren weiblich | 0 | 3 | 5 | | 34 | 94 | 136 | 147 | -7,48% | |
| Junioren männlich | 0 | 1 | 1 | | 18 | 40 | 60 | 60 | 0,00% | |
| Junge Fahrer weiblich | 0 | 5 | 18 | | 23 | 56 | 102 | 98 | 4,08% | |
| Junge Fahrer männlich | 3 | 5 | 3 | | 12 | 10 | 33 | 35 | -5,71% | |
| Fahrer weiblich | 18 | 59 | 90 | | 467 | 743 | 1.377 | 1.379 | -0,15% | |
| Fahrer männlich | 121 | 182 | 87 | 2 | 568 | 421 | 1.381 | 1.406 | -1,78% | |
| Gesamt weiblich | 18 | 67 | 113 | 0 | 524 | 893 | 1.615 | 1.624 | -0,55% | |
| Gesamt männlich | 124 | 188 | 91 | 2 | 598 | 471 | 1.474 | 1.501 | -1,80% | |
| Gesamt | 142 | 255 | 204 | 2 | 1.122 | 1.364 | 3.089 | 3.125 | -1,15% | |

Leistungsklassenaufteilung Dressur nach Kreisreiterbünden

| KRB | Altersklasse | D1 | D2 | D3 | D4 | D5 | D6 | D0 |
|---------------|--------------|----|----|----|----|-----|-----|----|
| Vogelsberg | Junioren | 0 | 0 | 1 | 3 | 7 | 23 | 22 |
| | JR | 0 | 0 | 1 | 4 | 8 | 15 | 0 |
| | Reiter | 1 | 3 | 6 | 10 | 44 | 37 | 5 |
| Bergstraße | Junioren | 0 | 0 | 1 | 4 | 14 | 51 | 44 |
| | JR | 0 | 0 | 0 | 5 | 7 | 27 | 6 |
| | Reiter | 0 | 4 | 15 | 41 | 105 | 61 | 6 |
| Da.-Dieb. | Junioren | 0 | 0 | 0 | 7 | 23 | 69 | 34 |
| | JR | 0 | 1 | 1 | 9 | 20 | 41 | 3 |
| | Reiter | 0 | 6 | 20 | 53 | 177 | 125 | 15 |
| Odw. | Junioren | 0 | 0 | 0 | 4 | 5 | 15 | 21 |
| | JR | 0 | 0 | 0 | 0 | 4 | 3 | 5 |
| | Reiter | 0 | 3 | 7 | 14 | 36 | 19 | 3 |
| Wetterau | Junioren | 0 | 0 | 0 | 6 | 8 | 40 | 25 |
| | JR | 0 | 0 | 1 | 3 | 6 | 23 | 2 |
| | Reiter | 0 | 4 | 13 | 33 | 82 | 48 | 2 |
| OHM | Junioren | 0 | 0 | 0 | 5 | 13 | 47 | 16 |
| | JR | 0 | 0 | 0 | 2 | 14 | 17 | 6 |
| | Reiter | 0 | 4 | 13 | 40 | 104 | 70 | 4 |
| GG | Junioren | 0 | 0 | 1 | 0 | 10 | 41 | 25 |
| | JR | 0 | 0 | 0 | 3 | 15 | 23 | 9 |
| | Reiter | 0 | 2 | 16 | 35 | 83 | 46 | 7 |
| OF | Junioren | 0 | 0 | 0 | 5 | 13 | 35 | 25 |
| | JR | 0 | 0 | 0 | 6 | 11 | 13 | 4 |
| | Reiter | 2 | 11 | 28 | 38 | 81 | 49 | 11 |
| Werra-Meißner | Junioren | 0 | 0 | 0 | 3 | 6 | 13 | 8 |
| | JR | 0 | 0 | 0 | 2 | 5 | 10 | 1 |
| | Reiter | 0 | 0 | 5 | 10 | 23 | 25 | 3 |
| Schwalm-Eder | Junioren | 0 | 0 | 1 | 2 | 11 | 18 | 3 |
| | JR | 0 | 0 | 1 | 5 | 5 | 12 | 0 |
| | Reiter | 0 | 1 | 2 | 18 | 46 | 36 | 0 |
| Fulda | Junioren | 0 | 0 | 0 | 2 | 2 | 25 | 9 |
| | JR | 0 | 0 | 0 | 2 | 6 | 14 | 1 |
| | Reiter | 0 | 3 | 4 | 18 | 28 | 40 | 5 |
| Kassel | Junioren | 0 | 0 | 3 | 9 | 15 | 49 | 25 |
| | JR | 0 | 1 | 1 | 4 | 12 | 20 | 3 |
| | Reiter | 0 | 3 | 9 | 27 | 84 | 67 | 0 |
| Marburg | Junioren | 0 | 0 | 0 | 4 | 5 | 37 | 36 |
| | JR | 0 | 0 | 0 | 1 | 13 | 22 | 1 |
| | Reiter | 0 | 2 | 7 | 28 | 61 | 49 | 5 |

| KRB | Altersklasse | D1 | D2 | D3 | D4 | D5 | D6 | D0 |
|-------------------|--------------|----|----|----|-----|-----|-----|-----|
| HEF | Junioren | 0 | 0 | 0 | 0 | 6 | 24 | 7 |
| | JR | 0 | 0 | 0 | 0 | 4 | 8 | 0 |
| | Reiter | 0 | 0 | 2 | 3 | 27 | 25 | 2 |
| Waldeck-Frankenb. | Junioren | 0 | 0 | 1 | 3 | 7 | 40 | 27 |
| | JR | 0 | 0 | 1 | 3 | 10 | 12 | 3 |
| | Reiter | 0 | 3 | 12 | 13 | 71 | 28 | 7 |
| WMT | Junioren | 0 | 0 | 16 | 17 | 54 | 110 | 109 |
| | JR | 0 | 4 | 7 | 18 | 34 | 49 | 8 |
| | Reiter | 5 | 31 | 70 | 125 | 268 | 200 | 17 |
| MKK | Junioren | 0 | 0 | 3 | 5 | 22 | 40 | 25 |
| | JR | 0 | 0 | 0 | 6 | 7 | 20 | 2 |
| | Reiter | 0 | 17 | 32 | 57 | 131 | 86 | 3 |
| Lahn-Taunus | Junioren | 0 | 0 | 1 | 2 | 11 | 42 | 24 |
| | JR | 0 | 0 | 0 | 3 | 4 | 14 | 2 |
| | Reiter | 0 | 1 | 8 | 20 | 88 | 51 | 9 |
| LDK | Junioren | 0 | 0 | 2 | 7 | 19 | 53 | 30 |
| | JR | 0 | 1 | 3 | 7 | 16 | 19 | 1 |
| | Reiter | 0 | 8 | 16 | 37 | 91 | 76 | 5 |
| | | | | | | | | |

Leistungsklassenaufteilung Springen nach Kreisreiterbünden

| KRB | Altersklasse | S1 | S2 | S3 | S4 | S5 | S6 | S0 |
|------------|--------------|----|----|----|----|-----|-----|----|
| VB | Junioren | 0 | 0 | 0 | 1 | 9 | 24 | 22 |
| | JR | 0 | 0 | 3 | 4 | 9 | 12 | 0 |
| | Reiter | 0 | 3 | 11 | 17 | 37 | 33 | 5 |
| Bergstraße | Junioren | 0 | 2 | 3 | 8 | 8 | 49 | 44 |
| | JR | 0 | 2 | 2 | 6 | 8 | 21 | 6 |
| | Reiter | 0 | 6 | 27 | 25 | 86 | 82 | 6 |
| Da.-Dieb. | Junioren | 0 | 3 | 6 | 6 | 13 | 74 | 34 |
| | JR | 0 | 3 | 6 | 8 | 14 | 42 | 3 |
| | Reiter | 1 | 18 | 34 | 55 | 153 | 120 | 15 |
| Odw. | Junioren | 0 | 0 | 1 | 3 | 5 | 15 | 21 |
| | JR | 0 | 0 | 0 | 0 | 3 | 4 | 5 |
| | Reiter | 0 | 0 | 8 | 10 | 27 | 34 | 3 |
| Wetterau | Junioren | 0 | 0 | 1 | 3 | 6 | 44 | 25 |
| | JR | 0 | 0 | 1 | 5 | 10 | 17 | 2 |
| | Reiter | 0 | 2 | 11 | 21 | 68 | 78 | 2 |
| OHM | Junioren | 0 | 0 | 0 | 7 | 9 | 49 | 16 |
| | JR | 0 | 1 | 6 | 3 | 5 | 18 | 6 |
| | Reiter | 0 | 5 | 22 | 35 | 79 | 88 | 4 |
| GG | Junioren | 0 | 0 | 1 | 2 | 5 | 44 | 25 |
| | JR | 0 | 2 | 2 | 3 | 9 | 26 | 9 |
| | Reiter | 1 | 8 | 14 | 22 | 67 | 70 | 7 |

Leistungsklassenaufteilung Vielseitigkeit nach Kreisreiterbünden

| KRB | Altersklasse | V1 | V2 | V3 | V4 | V5 | V6 | V0 |
|------------|--------------|----|----|----|----|-----|-----|----|
| VB | Junioren | 0 | 0 | 0 | 0 | 2 | 32 | 22 |
| | JR | 0 | 0 | 0 | 0 | 1 | 27 | 0 |
| | Reiter | 0 | 0 | 0 | 1 | 29 | 70 | 5 |
| Bergstraße | Junioren | 0 | 0 | 0 | 0 | 1 | 68 | 44 |
| | JR | 0 | 0 | 0 | 0 | 0 | 39 | 6 |
| | Reiter | 0 | 0 | 0 | 0 | 59 | 166 | 6 |
| Da-Dieb. | Junioren | 0 | 0 | 0 | 2 | 1 | 95 | 34 |
| | JR | 0 | 1 | 0 | 0 | 1 | 70 | 3 |
| | Reiter | 0 | 0 | 0 | 5 | 110 | 263 | 15 |
| Odw. | Junioren | 0 | 0 | 0 | 0 | 0 | 24 | 21 |
| | JR | 0 | 0 | 0 | 0 | 0 | 7 | 5 |
| | Reiter | 0 | 0 | 0 | 1 | 17 | 60 | 3 |
| Wetterau | Junioren | 0 | 0 | 0 | 0 | 0 | 54 | 25 |
| | JR | 0 | 0 | 0 | 0 | 0 | 33 | 2 |
| | Reiter | 0 | 0 | 0 | 0 | 60 | 120 | 2 |
| OHM | Junioren | 0 | 0 | 0 | 0 | 1 | 64 | 16 |
| | JR | 0 | 0 | 0 | 0 | 1 | 32 | 6 |
| | Reiter | 0 | 0 | 0 | 2 | 80 | 147 | 4 |
| GG | Junioren | 0 | 0 | 0 | 0 | 0 | 52 | 25 |
| | JR | 0 | 0 | 0 | 0 | 0 | 41 | 9 |
| | Reiter | 1 | 0 | 0 | 2 | 55 | 124 | 7 |
| Offenbach | Junioren | 0 | 0 | 0 | 1 | 0 | 52 | 25 |
| | JR | 0 | 0 | 0 | 0 | 0 | 30 | 4 |
| | Reiter | 0 | 0 | 0 | 5 | 65 | 136 | 11 |
| Werra- | Junioren | 0 | 0 | 0 | 0 | 2 | 20 | 8 |
| Meißner | JR | 0 | 0 | 0 | 1 | 0 | 16 | 1 |
| | Reiter | 0 | 0 | 0 | 0 | 12 | 51 | 3 |
| Schwalm- | Junioren | 0 | 0 | 0 | 0 | 0 | 32 | 3 |
| Eder | JR | 0 | 0 | 0 | 0 | 0 | 23 | 0 |
| | Reiter | 0 | 0 | 0 | 1 | 29 | 72 | 0 |
| Fulda | Junioren | 0 | 0 | 0 | 0 | 0 | 29 | 9 |
| | JR | 0 | 0 | 0 | 0 | 0 | 22 | 1 |
| | Reiter | 0 | 0 | 0 | 1 | 21 | 70 | 5 |
| Kassel | Junioren | 0 | 0 | 0 | 1 | 1 | 74 | 25 |
| | JR | 0 | 0 | 0 | 0 | 0 | 38 | 3 |
| | Reiter | 1 | 1 | 1 | 8 | 44 | 133 | 0 |
| Marburg | Junioren | 0 | 0 | 0 | 0 | 0 | 46 | 36 |
| | JR | 0 | 0 | 0 | 0 | 2 | 34 | 1 |
| | Reiter | 0 | 0 | 1 | 2 | 37 | 106 | 5 |
| HEF | Junioren | 0 | 0 | 0 | 0 | 2 | 28 | 7 |
| | JR | 0 | 0 | 0 | 0 | 1 | 11 | 0 |
| | Reiter | 0 | 0 | 0 | 0 | 13 | 44 | 2 |

| KRB | Altersklasse | V1 | V2 | V3 | V4 | V5 | V6 | V0 |
|-----------|--------------|----|----|----|----|-----|-----|-----|
| Waldeck- | Junioren | 0 | 0 | 0 | 0 | 0 | 51 | 27 |
| Frankenb. | JR | 0 | 0 | 1 | 1 | 1 | 23 | 3 |
| | Reiter | 0 | 0 | 0 | 1 | 59 | 66 | 7 |
| WMT | Junioren | 0 | 0 | 0 | 1 | 3 | 193 | 109 |
| | JR | 0 | 0 | 1 | 0 | 3 | 108 | 8 |
| | Reiter | 0 | 1 | 1 | 7 | 205 | 481 | 17 |
| MKK | Junioren | 0 | 0 | 0 | 0 | 0 | 70 | 25 |
| | JR | 0 | 0 | 0 | 0 | 2 | 31 | 2 |
| | Reiter | 0 | 0 | 0 | 0 | 97 | 222 | 4 |
| Lahn- | Junioren | 0 | 0 | 0 | 0 | 2 | 54 | 24 |
| Taunus | JR | 0 | 0 | 0 | 1 | 0 | 20 | 2 |
| | Reiter | 0 | 0 | 0 | 0 | 67 | 101 | 9 |
| LDK | Junioren | 0 | 0 | 0 | 0 | 0 | 81 | 30 |
| | JR | 0 | 0 | 0 | 1 | 2 | 43 | 1 |
| | Reiter | 0 | 0 | 0 | 1 | 52 | 173 | 5 |

Leistungsklassenaufteilung Fahren nach Kreisreiterbünden

| KRB | Altersklasse | F1 | F2 | F3 | F5 | F6 | F0 |
|------------|--------------|----|----|----|----|----|----|
| VB | Junioren | 0 | 0 | 0 | 0 | 0 | 0 |
| | JF | 0 | 0 | 0 | 0 | 0 | 0 |
| | Fahrer | 0 | 0 | 0 | 1 | 1 | 0 |
| Bergstraße | Junioren | 0 | 0 | 0 | 2 | 1 | 0 |
| | JF | 0 | 0 | 1 | 1 | 0 | 0 |
| | Fahrer | 5 | 4 | 3 | 5 | 3 | 0 |
| Da.-Dieb. | Junioren | 0 | 0 | 0 | 2 | 0 | 1 |
| | JF | 0 | 0 | 0 | 0 | 0 | 0 |
| | Fahrer | 4 | 1 | 3 | 7 | 9 | 0 |
| Odw. | Junioren | 0 | 0 | 0 | 0 | 1 | 0 |
| | JF | 0 | 0 | 0 | 0 | 0 | 0 |
| | Fahrer | 0 | 0 | 0 | 0 | 1 | 1 |
| Wetterau | Junioren | 0 | 0 | 0 | 0 | 0 | 0 |
| | JF | 0 | 0 | 0 | 0 | 0 | 0 |
| | Fahrer | 0 | 0 | 0 | 0 | 0 | 0 |
| OHM | Junioren | 0 | 0 | 0 | 0 | 1 | 1 |
| | JF | 0 | 0 | 0 | 0 | 0 | 0 |
| | Fahrer | 1 | 1 | 0 | 4 | 5 | 0 |
| GG | Junioren | 0 | 0 | 0 | 0 | 0 | 1 |
| | JF | 0 | 0 | 0 | 0 | 0 | 0 |
| | Fahrer | 0 | 0 | 0 | 0 | 0 | 0 |
| OF | Junioren | 0 | 0 | 1 | 0 | 0 | 0 |
| | JF | 0 | 1 | 2 | 1 | 0 | 0 |
| | Fahrer | 7 | 3 | 0 | 4 | 3 | 0 |

| KRB | Altersklasse | F1 | F2 | F3 | F5 | F6 | F0 |
|-------------|---------------------|-----------|-----------|-----------|-----------|-----------|-----------|
| Werra- | Junioren | 0 | 0 | 0 | 0 | 0 | 0 |
| Meißner | JF | 0 | 0 | 0 | 0 | 1 | 0 |
| | Fahrer | 0 | 0 | 0 | 0 | 1 | 0 |
| Schwalm- | Junioren | 0 | 0 | 0 | 0 | 0 | 0 |
| Eder | JF | 0 | 0 | 0 | 0 | 0 | 0 |
| | Fahrer | 0 | 0 | 0 | 0 | 0 | 0 |
| Fulda | Junioren | 0 | 0 | 0 | 0 | 0 | 0 |
| | JF | 0 | 0 | 0 | 0 | 0 | 0 |
| | Fahrer | 0 | 1 | 0 | 2 | 4 | 0 |
| Kassel | Junioren | 0 | 0 | 0 | 0 | 0 | 0 |
| | JF | 0 | 0 | 0 | 0 | 0 | 0 |
| | Fahrer | 0 | 0 | 0 | 1 | 0 | 0 |
| Marburg | Junioren | 0 | 0 | 0 | 0 | 2 | 0 |
| | JF | 0 | 0 | 0 | 0 | 2 | 0 |
| | Fahrer | 0 | 1 | 0 | 4 | 6 | 0 |
| HEF | Junioren | 0 | 0 | 0 | 0 | 0 | 0 |
| | JF | 0 | 0 | 0 | 0 | 0 | 0 |
| | Fahrer | 0 | 1 | 0 | 2 | 2 | 0 |
| Waldeck- | Junioren | 0 | 0 | 0 | 0 | 0 | 1 |
| Frankenberg | JF | 0 | 0 | 0 | 0 | 0 | 0 |
| | Fahrer | 0 | 1 | 1 | 2 | 2 | 0 |
| WMT | Junioren | 0 | 0 | 0 | 0 | 2 | 0 |
| | JF | 0 | 0 | 0 | 1 | 1 | 1 |
| | Fahrer | 1 | 1 | 0 | 8 | 9 | 0 |
| MKK | Junioren | 0 | 1 | 0 | 0 | 1 | 0 |
| | JF | 0 | 0 | 0 | 0 | 0 | 0 |
| | Fahrer | 2 | 3 | 0 | 7 | 6 | 0 |
| Lahn- | Junioren | 0 | 0 | 0 | 0 | 0 | 0 |
| Taunus | JF | 0 | 0 | 0 | 0 | 0 | 0 |
| | Fahrer | 0 | 0 | 0 | 0 | 0 | 0 |
| LDK | Junioren | 0 | 0 | 1 | 3 | 1 | 1 |
| | JF | 0 | 1 | 1 | 0 | 0 | 0 |
| | Fahrer | 1 | 1 | 4 | 10 | 10 | 0 |

Gesamtübersicht Einzelvolgierer, Gruppen und Longenführer

| | Einzelvolgierer | | | | Longenführer | | | | Gruppe | | | | | | | Gesamt |
|--------------------|-----------------|------------|------------|------------|--------------|------------|-------------|-----------|-----------|-----------|------------|------------|-----------|------------|-------------|-------------|
| | männlich | weiblich | Lk/1 | Lk/2 | Lk/3 | Gesamt | Lk/1 | Lk/2 | Lk/3 | Lk/4 | Lk/5 | Lk/5/Ak/18 | Lk/6 | Lk/6/Ak/16 | Junigruppen | |
| | | | 85 | 884 | 119 | 279 | 571 | 969 | 1464 | 37 | 15 | 60 | 180 | 305 | 60 | |
| Baden-Württemberg | 12 | 97 | 14 | 32 | 63 | 109 | 139 | 3 | 1 | 4 | 22 | 23 | 14 | 16 | 7 | 96 |
| Bayern | 8 | 103 | 18 | 40 | 53 | 111 | 227 | 7 | 3 | 15 | 22 | 51 | 24 | 32 | 15 | 177 |
| Berlin-Brandenburg | 6 | 55 | 5 | 13 | 43 | 61 | 62 | 2 | | 2 | 7 | 14 | 6 | 9 | 3 | 49 |
| Bremen | | 7 | 1 | 2 | 4 | 7 | 14 | 1 | | 2 | 2 | 2 | 2 | 3 | 1 | 13 |
| Hamburg | 3 | 17 | 6 | 5 | 9 | 20 | 17 | 2 | | | 3 | 4 | 4 | 2 | 3 | 18 |
| Hannover | 7 | 110 | 7 | 29 | 81 | 117 | 168 | 2 | 1 | 6 | 16 | 38 | 11 | 13 | 10 | 133 |
| Hessen | 3 | 46 | 4 | 11 | 34 | 49 | 93 | 3 | 1 | 1 | 14 | 18 | 2 | 5 | 8 | 63 |
| Mecklenburg | 4 | 22 | 3 | 6 | 17 | 26 | 27 | | | 1 | 2 | 3 | 2 | 2 | 1 | 12 |
| Rheinland | 8 | 61 | 13 | 18 | 38 | 69 | 136 | 5 | | 6 | 19 | 29 | 8 | 17 | 7 | 118 |
| Rheinland-Pfalz | 5 | 73 | 7 | 31 | 40 | 78 | 80 | 3 | 1 | 3 | 16 | 13 | 11 | 12 | 9 | 71 |
| Saarländ | 2 | 11 | 2 | 7 | 4 | 13 | 13 | | 1 | 2 | | 4 | 2 | 1 | | 11 |
| Sachsen | 4 | 29 | 3 | 9 | 21 | 33 | 35 | 1 | | 2 | 2 | 6 | 4 | 4 | 3 | 25 |
| Sachsen-Anhalt | 3 | 18 | 3 | 5 | 13 | 21 | 34 | 2 | | 1 | 2 | 2 | 7 | 4 | 3 | 23 |
| Schleswig-Holstein | 4 | 30 | 5 | 6 | 23 | 34 | 62 | | 2 | 1 | 7 | 9 | 12 | 2 | 1 | 36 |
| Thüringen | 3 | 19 | 1 | 5 | 16 | 22 | 14 | | | 1 | 2 | 3 | 4 | | 10 | |
| Weser-Ems | 1 | 56 | 5 | 15 | 37 | 57 | 115 | 1 | 1 | 4 | 12 | 25 | 23 | 7 | 5 | 81 |
| Westfalen | 12 | 130 | 22 | 45 | 75 | 142 | 228 | 5 | 4 | 9 | 32 | 61 | 38 | 8 | 13 | 172 |
| Gesamt 2017 | 85 | 884 | 119 | 279 | 571 | 969 | 1464 | 37 | 15 | 60 | 180 | 305 | 60 | 225 | 89 | 1108 |
| Gesamt 2016 | 85 | 830 | 120 | 303 | 492 | 915 | 1369 | 38 | 16 | 36 | 210 | 370 | 53 | 329 | 82 | 1081 |